

Stark County's Influenza Weekly Report

Week 8 (2/19/17-2/25/17)

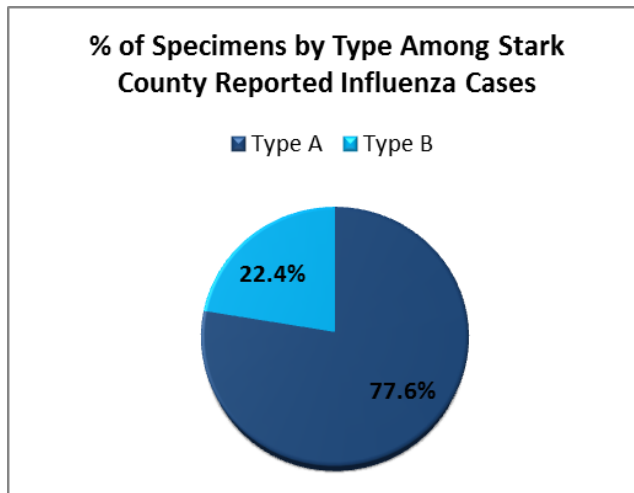


During Week 8:

- Stark County had 33 additional influenza-associated hospitalizations.
- Nationally, six influenza-associated pediatric deaths were reported, none from Stark County.

So Far this Year:

- There have been 223 influenza-associated hospitalizations in Stark County.
 - Those hospitalized for influenza have ranged from 8 months to 100 years of age.
 - The median age for those hospitalized has been 70 years.
- The national cumulative rate for influenza-associated hospitalizations was 39.4 per 100, 000 population.
- Up to week 8, 22,167 specimens collected nationally from public health laboratories were typed influenza A. This was 90.4% of all specimens collected. Of these, 2.4% subtyped as the 2009 H1N1 virus, 96.1% subtyped as the H3 virus, and subtyping was not performed on the rest of them.
- Nationally, 40 influenza-associated pediatric deaths were reported so far this year. Last year there was a total of 89.



Viruses Circulating vs. Viruses in this Year's Vaccine:

- Nationally since October 1, 2016, 511 specimens were characterized as Influenza A.
 - There were 399 influenza A (H3N2) viruses collected and 97.0% matched the influenza A (H3N2) component in this year's vaccine. There were 112 influenza A (H1N1) viruses collected and 100% matched the influenza A (H1N1) component in this year's vaccine.
- Nationally since October 1, 2016, 255 specimens were characterized as Influenza B.
 - Of these, 121 subtyped from the Yamagata Lineage and 134 subtyped from the Victorian Lineage. Of these specimens, 100% of the Yamagata Lineage matched the Influenza B component of the 2016-2017 vaccine and 91.8% of the Victorian Lineage matched.

⇒ **According to the MMWR published on February 17, 2017, this year's influenza vaccine is 48% effective.** This is from data collected from November 28th, 2016 until February 4th, 2017 from a group of 3,144 children and adults. According to the Centers for Disease Control and Prevention these interim estimates indicate that influenza vaccination reduced to the risk for outpatient medical visits by almost half.

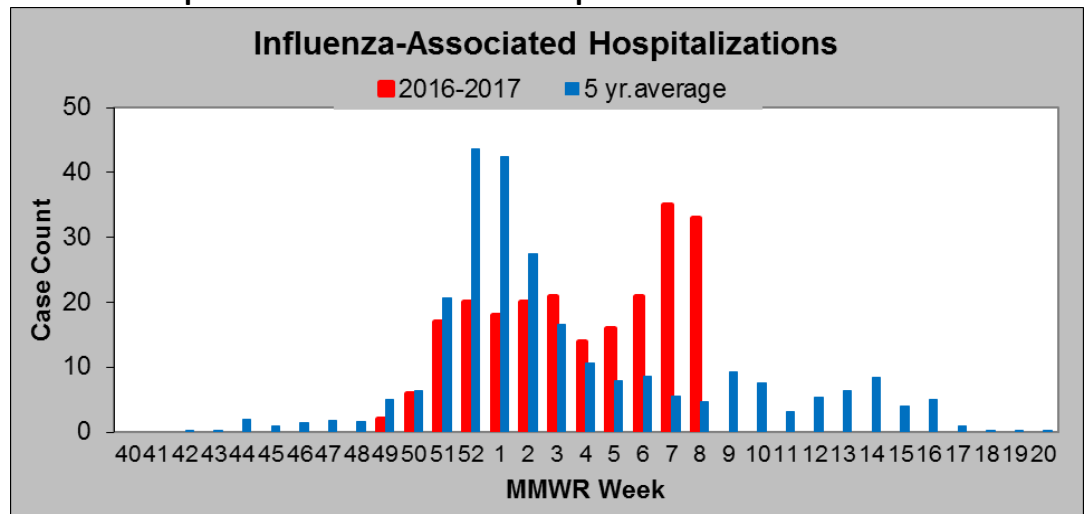
* All data presented in this weekly report are preliminary and may change as additional information is received.

* Multiyear averages included in this weekly report do not include the 2009/2010 H1N1 season.

➢ If you have any questions please contact Julia Wagner at 330.493.9914 or Wagnerj@starkhealth.org

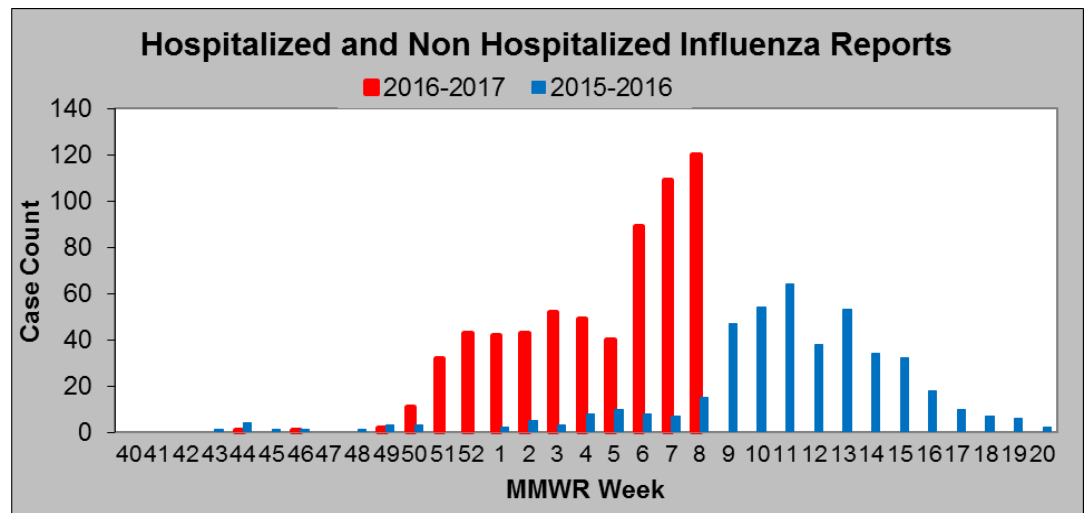
Graph 1: Hospitalized Influenza Cases Reported to the Local Health Department.

- ◆ There were 33 influenza-associated hospitalizations during week 8. This exceeded the less than five cases occurring on average during this week. The graph shows Stark County exceeding its five year annual average for the last six weeks. So far this year there have had a total of 223 influenza-associated hospitalizations while on average by this time there have been only 208 hospitalizations.



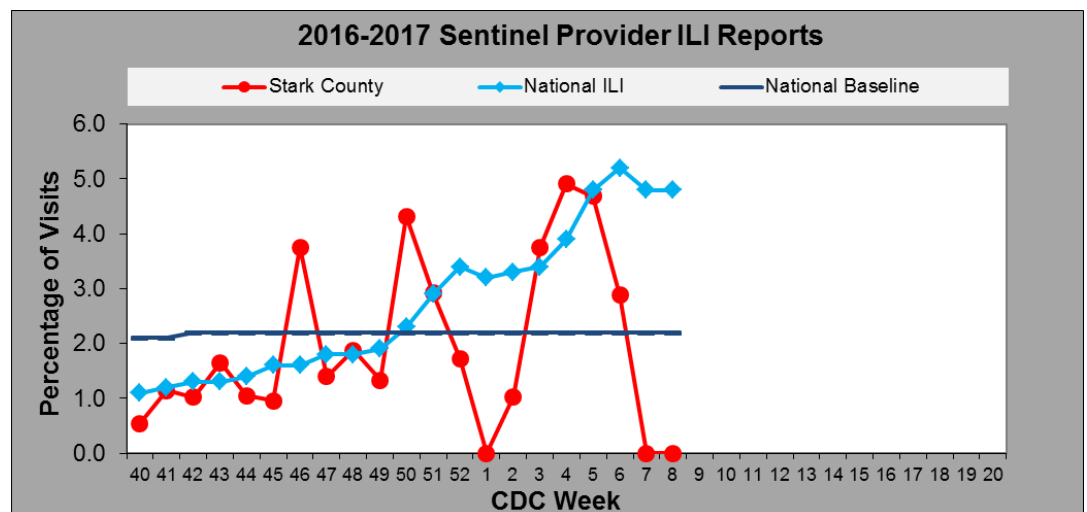
Graph 2: Hospitalized and Non-Hospitalized Influenza Cases Reported to the Local Health Department.

- ◆ There were 120 cases of hospitalized and non-hospitalized influenza reported for Week 8 in Stark County. Last year there were 15 cases reported this week. Stark County increased to 634 cases reported so far this year compared to the 72 cases reported so far last year.



Graph 3: Sentinel Provider Reported Influenza Like Illness (ILI) in Stark County.

- ◆ During week 8 no reports were provided from the Stark County Sentinel Providers. The national reports overall remained at 4.8% of visits for ILI, remaining above the baseline.



* All data presented in this weekly report are preliminary and may change as additional information is received.

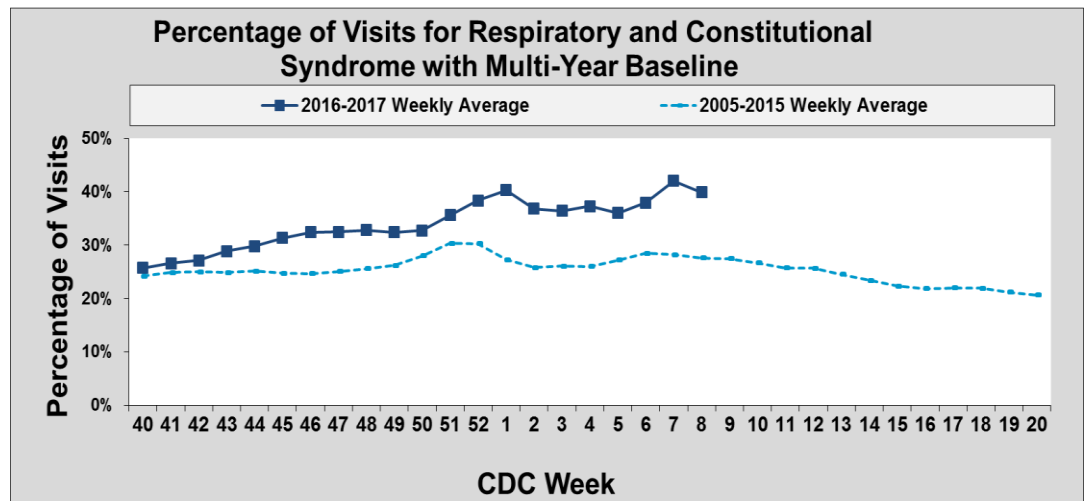
* Multiyear averages included in this weekly report do not include the 2009/2010 H1N1 season.

➤ If you have any questions please contact Julia Wagner at 330.493.9914 or Wagnerj@starkhealth.org

Graph 4: Emergency Department Visits for Respiratory and Constitutional Syndromes.

(Source: Health Monitoring Systems, EpiCenter, Hospital and Stat Care Patient Registration Surveillance System)

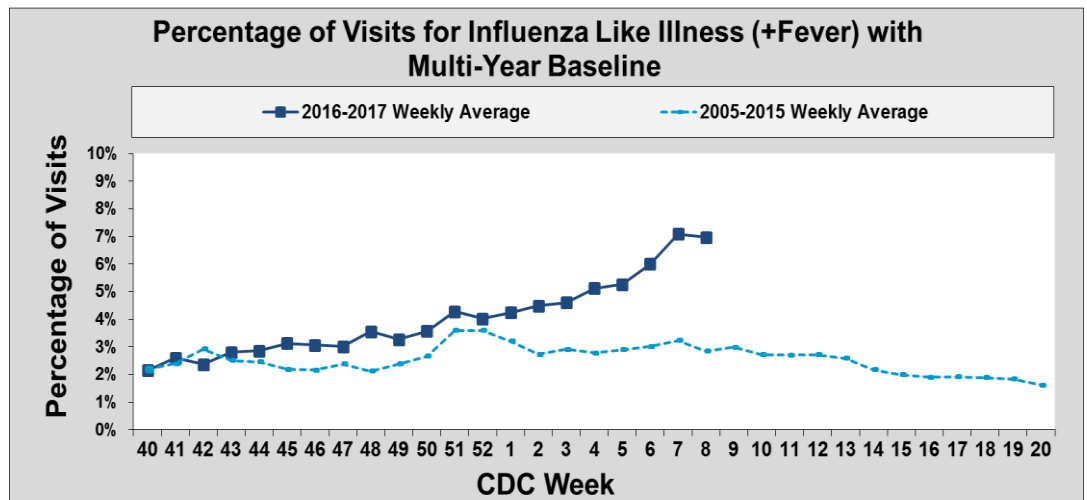
- ◆ ED and Stat Care visits for respiratory and constitutional syndrome decreased to just under 40% of visits, but remained above the multi-year baseline average during week 8.



Graph 5: Emergency Department (ED) Visits for Influenza Like Illness (+Fever).

(Source: Health Monitoring Systems, EpiCenter, Hospital and Stat Care Patient Registration Surveillance System)

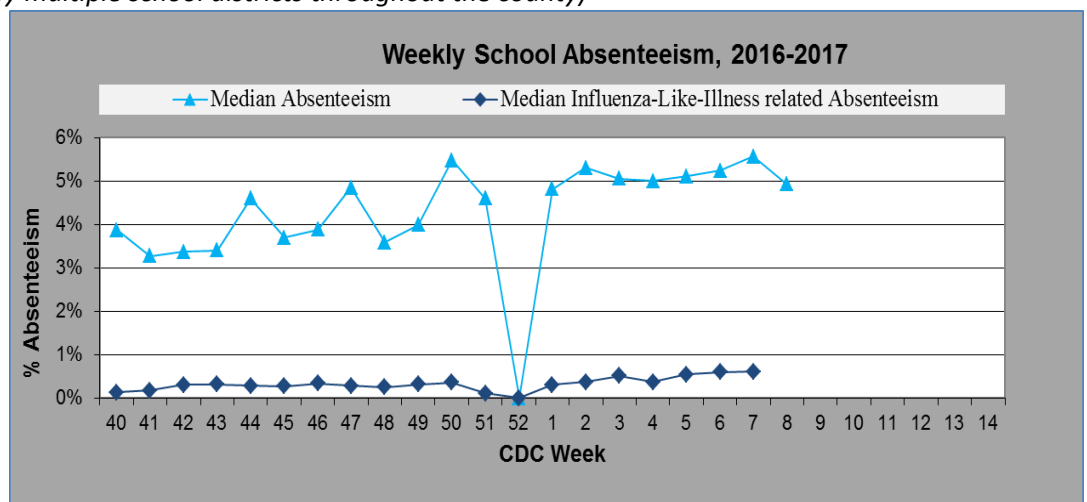
- ◆ ED and Stat Care visits for ILI + Fever for MMWR week 8 decreased to just 7% of visits, but remained above the multi-year average.



Graph 6: Stark County School Absenteeism.

(Source: Voluntary reporting by multiple school districts throughout the county)

- ◆ During week 8 there were 62 reports submitted. The median absenteeism rate decreased during this week. However, absenteeism specifically for ILI slightly increased, but remained below 1% of all absenteeism.



* All data presented in this weekly report are preliminary and may change as additional information is received.

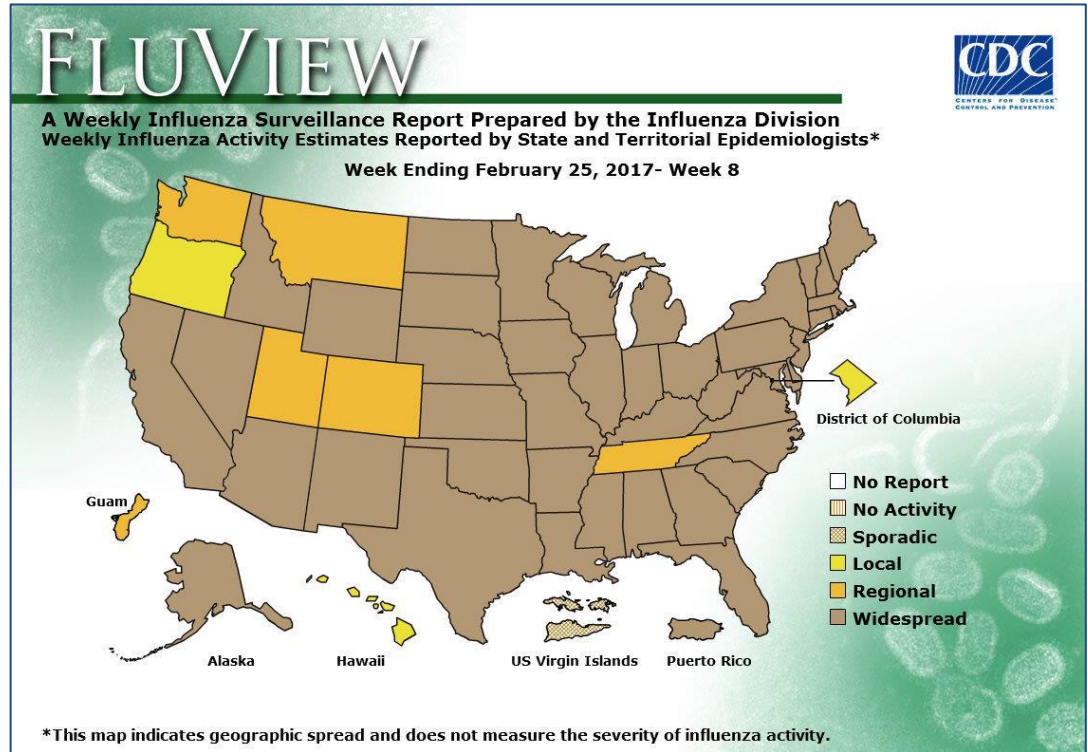
* Multiyear averages included in this weekly report do not include the 2009/2010 H1N1 season.

➤ If you have any questions please contact Julia Wagner at 330.493.9914 or Wagnerj@starkhealth.org

Map: Weekly Geographic Influenza Activity Estimates Reported by State and Territorial Epidemiologists Syndromes.

(Source: Health Monitoring Systems, EpiCenter, hospital and stat care patient registration surveillance system)

- ◆ During week 8, Ohio remained at widespread influenza activity. There were 42 other states also reporting widespread influenza.



Alliance City Health
Department
cityofalliance.com/health



Promoting and Protecting Health Since 1849
Canton City Health
Department
cantonhealth.org



Massillon City Health
Department
massillonohio.com/health



Stark County Health
Department
starkhealth.org

* All data presented in this weekly report are preliminary and may change as additional information is received.

* Multiyear averages included in this weekly report do not include the 2009/2010 H1N1 season.

➤ If you have any questions please contact Julia Wagner at 330.493.9914 or Wagnerj@starkhealth.org